

A Family of Yods – and a Marriage in Form
More new formations for the new Millennium

© 2005 Sally Fisher

Note: This article is a summary of work done by the author in collaboration with Linda Shelnut, (parapsychologist and research astrologer) of Florence, Colorado, USA from 1998 to date.

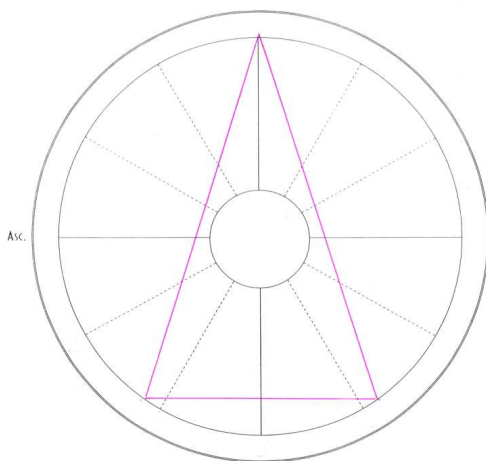
Not long after Linda Shelnut and I had reached the stage of grouping our Keystone figures as a family of formations, we began to see other figures in the charts we were looking at – indeed we both realised at about the same time that we appeared to be viewing charts from a slightly different perspective from most other astrologers. We were looking at the patterns formed in the chart as a whole before we began to analyse the different parts making up the pattern.

As a result we were seeing geometric figures, which we then were able to identify as astrological formations.

That's how we found, within a matter of a few weeks really, a new family of equal-sided (isosceles) triangles, which we grouped together as "Yods".

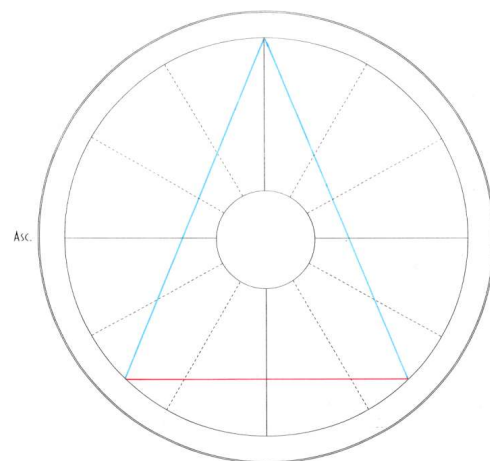
The classic, or True Yod, is of course 2 quincunxes and a sextile. To this form we added, in increasing width of the base (or single) angle:

- | | | |
|----|--------------|---------------------------------|
| 1. | Quintile Yod | 2 bi-quintiles and a quintile |
| 2. | Square Yod | 2 sesqui-quadrates and a square |



Quintile Yod

bq:bq:q



Square/Sesquiquadrate (Wedge) Yod

4½:4½:3

At this point we paused to debate how to name these forms; whether the name should be that of the short or the long side.

As noted in the original article on Keystones, we were not the first astrologers to see some of these figures; for example Linda has pointed out to me since that Michael R Meyer, in his book "A Handbook for the Humanistic Astrologer" (pub 1974), noted the figure which we have called above the Square Yod, along with others not generally studied at that time (see Addendum to "List of Formations for the "traditional figures"), but stated that most of these would be so infrequent as to be not worth analysing!

Then Linda found, in her own natal, a figure which she called "The Sliver Yod", or more formally the "Arc/Interjection Yod". This figure was comprised of a narrow semi-sextile base and sides 165 degrees in length. We now know that as we were debating whether or not to include this figure with our other "New Yods" Noel Tyl was working on his interpretation of this aspect, which he eventually renamed the Quindecile (see "Arc Angle or Quindecile"). In the end we decided that the Sliver Yod should be included, and furthermore – as I wrote on 8th August 1998

"Yes - I had noted your comments about naming yods by the aspects on their long sides - trouble is that the Sesquiquadrate Yod is a bit of a mouthful - and who would begin to guess what we meant by an Inapposite Yod!

Besides - I like the name Sliver Yod - it describes it perfectly.

And to be technical - either quintile or bi-quintile fits that [particular] Yod - because those are the only aspects that can work together in that way - so since they all have quintile in the name Quintile Yod just sounds snappier and I think would be instantly recognised and defined by any serious astrologer. Which really only leaves the problem of the Square Yod - which (if you want to look at it this way) is a Yod trying to be a Grand Trine. So what we need to do is come up with a name that describes it, links it to the other Yods, and isn't too much of a mouthful. I suppose we could call it a Doorstop Yod - because of its shape - or even a Pie or Slice Yod - something like that would pair well with the Sliver Yod - but none of them are quite right. I guess we'll have to let that one simmer on the back burner."



Of course, while we were working on it – and compromising on “Wedge Yod/Ses Yod” someone else came up with the ultra-snappy “Thor’s Hammer”!

Linda summed up the relationship between them all, after giving a seminar at a local (Colorado) astrologer’s group at the beginning of November that year:

“Briefly, the main point I saw, however, is that ALL YODS have not only Choice Points but may possibly create OPENINGS of various types depending on the Yod in particular.

This was catalyzed by a comment by the astrologer in my ANG, who noted in my seminar that she had read that a particular Yod to her chart meant that her husband would die. I groaned at this type of “astrology” found in many texts. She said that what it REALLY meant was that the marriage would die (divorce.) I wanted to say that no Yod determines death of anything, merely a Fork in the Road, which may be catalyzed by a death, but not NECESSARILY indicating a death. But, time got in the way, and that tangent was one too many among others, so I let it go for the time and moved on.

But, when I got a hit that the SesYod was an “OPENING” of sorts, kind of like a Worm Hole ... IF we had this capacity now, the SesYod would point to/create that type of opening between worlds so to speak, even though we’re not really crossing realities, merely space to another far away part of our physical Universe.

The SesYod may also represent openings across realities, but later for that, also.

Then I looked at the other Yods, feeling that they created openings, too. The True Yod does, from my intuitive present determination, represent the link between soul and body, and as such, represent the opening to “the other side” or to free the spirit from the body as in Death. It does not CAUSE or REQUIRE a death, merely makes the possibility somewhat available.

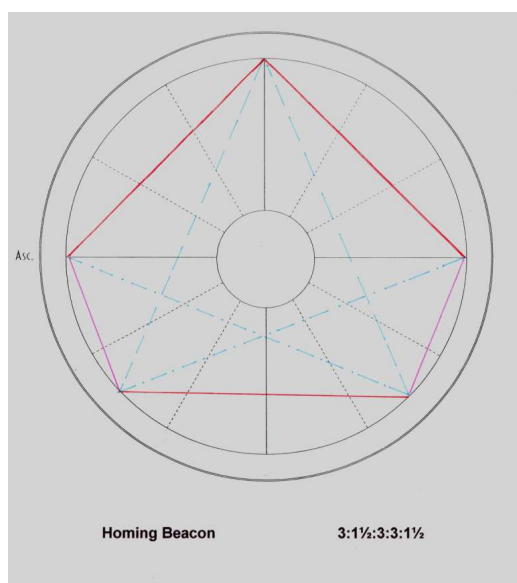
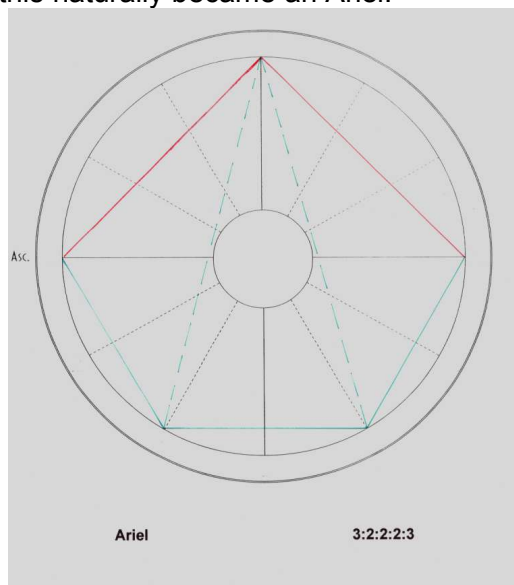
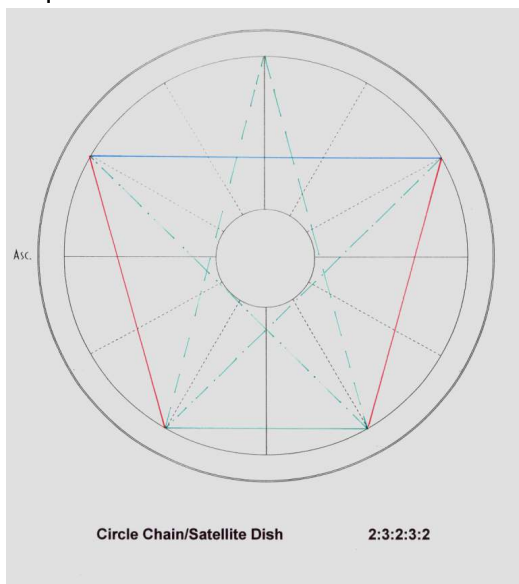
The Sliver Yod we’ve already discussed as creating an opening into a closed system for a “foreign” object or entity to gain entrance, either to be accepted or “spit out” so to speak.

Then the Quintile Yod... possibly this creates the opening into the creative parts of the ozone where “muses” (or whatever stimulates the flow of creativity into and out of a person) reside???”

We had already noted two formations that we had described as “intercepted keystones” – where the long side of a keystone was bisected by a point that was the focus of one of these new yods.

In the case of the Rosetta, of course, this was an even more interesting form, inasmuch as having an intercepting point produced not one but three True Yods – all interlinked with the focus of the two yods who shared the central (focus) being the two base points of the Yod that focussed back on the intercept point. (see diagram)

This focus and tighter focus led me to name this formation the Satellite Dish. And when we saw a sequence of Sextiles across a chart from a T-Square this naturally became an Ariel!



Then I found, in my own natal, a figure which I could only call a Homing Beacon - the SesYod (Thor's Hammer) version of the Satellite Dish, namely three SesYods, two with a shared base point, focussed on the base points of a third SesYod pointing straight back on themselves.

As I wrote to Linda at the time

"I'm reminded of a description from an old radio comedy series called The Navy Lark of a homing beacon which a warship had hauled aboard, mistaking it for a mine (needing to be cleared). When the ship is suddenly the focus of heavy bombardment from a naval exercise, the mistake is realised with the classic statement "That's not a "whoosh-bang-oo-nasty" - it's a (thingy) telling lots of other "whoosh-bang-oo-nasties" to come to Mother!!"

Have we developed our interpretations of these forms in detail yet? Well, not really. I have to admit that we were not going to publish beyond the initial keystones until we had done a lot more work on these forms. Of course we have been using them in our own work and consultations, but we would not have put out anything further if it hadn't been brought to our attention, following publication of the original article, that other people are working on these formations “piecemeal” – and not apparently connecting them, or grouping them together as we have been doing.

So, for the sake of completeness, here are the next 7 forms, to go with the 4 keystones

Quintile Yod 2 bi-quintiles and a quintile
 Square or "Sesqui" Yod* 2 sesqui-quadrates and a square
 Sliver Yod 2 quindeciles and a semi-sextile

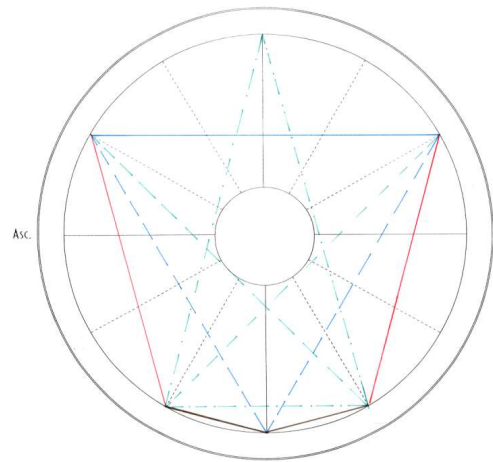
Circle Chain or Satellite Dish* (Triple Crossing Yods) 2:3:2:3:2
 Masonic Sign (Base intercepted Rosetta + True Yod from base) 2:3:1:1:3:2
 Ariel* 3:2:2:2:3
 Homing Beacon (Triple Crossing Square/Wedge Yods) 3:1½:3:3:1½

And just to make up the initial set, we have also been working on 2 relatives of the Mystic Rectangle, which we have called the Quincunx Cross and the Sesquiquadrate (or Sesqui) Cross

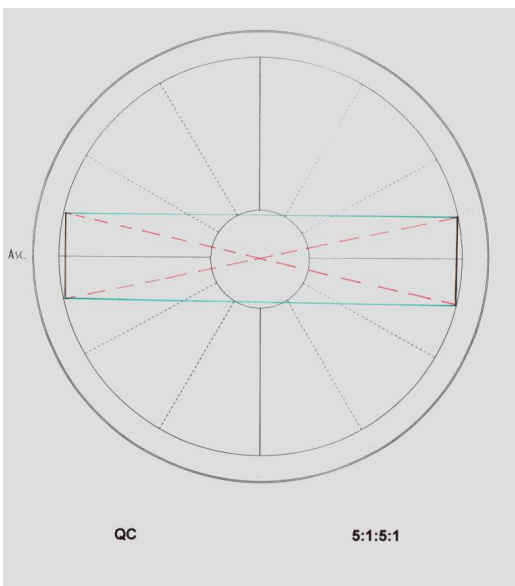
Quincunx Cross (QC) 5:1:5:1
 Sesqui Cross* 4½:1½:4½:1½

*

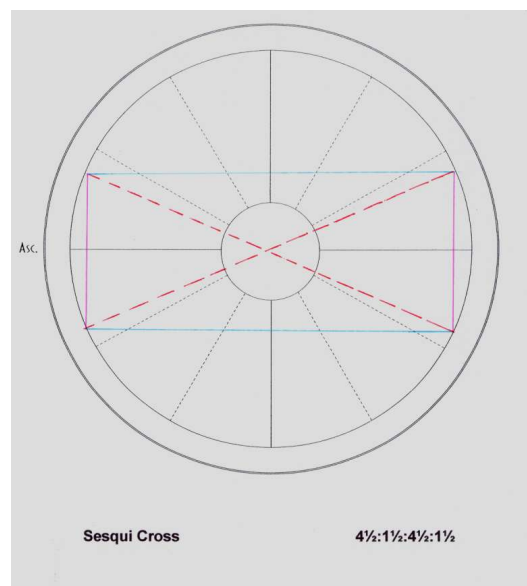
These four patterns are listed in the Solar Fire Deluxe Program, released early 2005, as:
 Square Yod Thor's Hammer
 Satellite Dish Stretched Pentagram
 Ariel Diamond
 Sesqui Cross Hard Rectangle



Masonic Sign 2:3:1:1:3:2



QC 5:1:5:1



Sesqui Cross 4½:1½:4½:1½

After this brief gallop through some of the Formations Families that Linda and I have seen, it would perhaps be fitting to go back to the beginning of all this. We are not the only astrologers doing this sort of work. It has been part of astrology for as long as we have records. But among more modern astrologers we would particularly like to highlight the work of Michael R Meyer (see above).

As Linda has written to me only recently:

".... I gratefully and respectfully acknowledge the intense significance of Meyer's work on Formations. You and I understand too well the timing and time limitations which necessitate forcibly cutting off (damming?) the natural expansion of this type of geometric (astronomical & exponential) wave into tangents and outlets from which there might be no return in a particular individual's lifetime.

Meyer was clearly working to maintain sense and sanity when he assumed that the actual occurrence would be minimal of potential Formations beyond those he listed with detailed descriptions.

You and I have noted to each other many times that we felt as if we'd slipped into what could ironically be called a well of chaos with more and more and more Formations emerging, spotted repeatedly in daily occurrences, a wellspring which could hold us enthralled for a lifetime, possibly beyond and before. Meyer rode his "assignments" beautifully; hopefully, you and I are doing the same for ours.

I would like to publicly thank Meyer for his enormous and overwhelmingly significant contributions to the study, cataloguing, and exposure of Astrological Formations. His Handbook opened the door (which was a magical, nearly sacred initiation for me) for my use of Formations as the basis of my Astrological research from 1980 to present day."